


**THE BOMBAY DYEING AND MANUFACTURING CO.LTD.  
SHAREHOLDING PATTERN AS ON 30.06.2015**

**(U) (a) Statement showing Shareholding Pattern**

**SCRIP CODE : BSE : 500020; NSE : BOMDYEING; Name of the Scrip : BOMDYEING Class of Security : Equity**

**Quarter ended : 30th June, 2015**


	Number of partly paid-up shares	As a % of total number of partly paid-up shares	As a % of total number of shares of the Company
<b>Partly paid-up shares:-</b>			
Held by Promoter/Promoter group	0	0.00	0.00
Held by Public	0	0.00	0.00
<b>Total</b>	<b>0</b>	<b>0.00</b>	<b>0.00</b>
<b>Outstanding Convertible Securities:-</b>	<b>Number of outstanding Securities</b>	<b>As a % of total No. of outstanding Convertible Securities</b>	<b>As a % of total No. of shares of the Company, assuming full conversion of the Convertible Securities</b>
Held by Promoter/Promoter group	0	0.00	0.00
Held by Public	0	0.00	0.00
<b>Total</b>	<b>0</b>	<b>0.00</b>	<b>0.00</b>
<b>Warrants:-</b>	<b>Number of warrants</b>	<b>As a % of total number of warrants</b>	<b>As a % of total number of shares of the Company, assuming full conversion of warrants</b>
Held by Promoter/Promoter group	0	0.00	0.00
Held by Public	4640	100.00	0.00
<b>Total</b>	<b>4640</b>	<b>100.00</b>	<b>0.00</b>
<b>Total paid up capital of the Company, assuming full -&gt;</b>	<b>206539540</b>	<b>100.00</b>	
conversion of warrants and convertible securities } }			



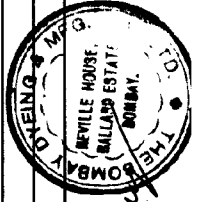
**THE BOMBAY DYEING AND MANUFACTURING CO.LTD.**

Quarter ended 30.06.2015

Category Code	Category of Shareholder	No. of Shareholders	Total No. of shares	Number of shares held in dematerialised form	Total shareholding as a percentage of total number of shares		Shares pledged or otherwise encumbered	
					(A+B) <sup>1</sup> (VI)	(A+B+C) (VII)	Number of Shares	As a % (IX)=(VIII)/(IV)*100
(1)	(II)	(III)	(IV)	(V)	(VI)	(VII)	(VIII)	(IX)=(VIII)/(IV)*100
(A)	Promoter and Promoter Group <sup>2</sup>							
(1)	Indian							
(a)	Individuals/Hindu Undivided Family	8	2085453	2085453	1.02	1.01	640000	30.69
(b)	Central/State Government(s)	0	0	0	0.00	0.00	0	0.00
(c)	Bodies Corporate	23	88386097	88386097	43.38	42.79	4400000	4.98
(d)	Financial Institutions/Banks	0	0	0	0.00	0.00	0	0.00
(e)	Any Other (specify)							
	Trusts	3	1983030	1983030	0.97	0.96	0	0.00
	<b>Sub-Total (A)(1)</b>	<b>34</b>	<b>92454580</b>	<b>92454580</b>	<b>45.38</b>	<b>44.76</b>	<b>5040000</b>	<b>5.45</b>
(2)	Foreign							
(a)	Individuals (Non-Resident Individuals/ Foreign Individuals)	7	5134248	5134248	2.52	2.49	0	0.00
(b)	Bodies Corporate	2	10533790	10533790	5.17	5.10	0	0.00
(c)	Institutions	0	0	0	0.00	0.00	0	0.00
(d)	Qualified Foreign Investor	0	0	0	0.00	0.00	0	0.00
(e)	Any Other (specify)							
	<b>Sub-Total (A)(2)</b>	<b>9</b>	<b>15668038</b>	<b>15668038</b>	<b>7.69</b>	<b>7.59</b>	<b>0</b>	<b>0.00</b>
	<b>Total Shareholding of Promoter and Promoter Group (A)=(A)(1)+(A)(2)</b>	<b>43</b>	<b>108122618</b>	<b>108122618</b>	<b>53.06</b>	<b>52.35</b>	<b>5040000</b>	<b>4.66</b>



(B) Public Shareholding								
(1) Institutions								
(a)	Mutual Funds/UTI	13	10638556	10627621	5.22	5.15		
(b)	Financial Institutions/Banks	53	580723	478358	0.29	0.28		
(c)	Central Government/State Government(s)	0	0	0	0.00	0.00		
(d)	Venture Capital Funds	0	0	0	0.00	0.00		
(e)	Insurance Companies	4	8717970	8716720	4.28	4.22		
(f)	Foreign Institutional Investors	44	17167291	17163391	8.43	8.31		
(g)	Foreign Venture Capital Investors	0	0	0	0.00	0.00		
(h)	Qualified Foreign Investor	0	0	0	0.00	0.00		
(l)	Any Other- Foreign Portfolio - Corp	6	585565	585565	0.29	0.28		
	<b>Sub-Total (B)(1)</b>	<b>120</b>	<b>37690105</b>	<b>37571655</b>	<b>18.50</b>	<b>18.25</b>	<b>0</b>	<b>0</b>
(2)	<b>Non Institutions</b>							
(a)	Bodies Corporate	1507	9486072	9393237	4.66	4.59		
(b)	Individuals-							
	i) Individual shareholders holding nominal- share capital upto Rs. 1 lakh.	91086	41251789	36760969	20.25	19.97		
	ii) Individual shareholders holding nominal- share capital in excess of Rs. 1 lakh.	43	5259093	5133093	2.58	2.55		
(c)	Any Other (specify)							
	(i) Overseas Corporate Bodies	2	15400	0	0.01	0.01		
	(ii) Non Resident Individuals	839	1769472	1608492	0.87	0.86		
	(iii) Trusts	16	142010	142010	0.07	0.07		
	(iv) Foreign Nationals	10	18916	616	0.01	0.01		
	(v) Qualified Foreign Investor	0	0	0	0.00	0.00		
	<b>Sub-Total (B)(2)</b>	<b>93503</b>	<b>57942752</b>	<b>53038417</b>	<b>28.44</b>	<b>28.05</b>	<b>0</b>	<b>0</b>
	<b>Total Public shareholding-</b>							
	<b>(B)=(B)(1)+(B)(2)</b>	<b>93623</b>	<b>95632857</b>	<b>90610072</b>	<b>46.94</b>	<b>46.30</b>	<b>0</b>	<b>0</b>
	<b>TOTAL (A)+(B)</b>	<b>93666</b>	<b>203755475</b>	<b>198732690</b>	<b>100.00</b>	<b>98.65</b>	<b>5040000</b>	<b>2.47</b>
(C)	Shares held by Custodians and against which Depository Receipts have been issued							
	(1) Promoter and Promoter Group	1	2730000	2730000		1.32		
	(2) Public	1	49425	32170		0.02		
	<b>GRAND TOTAL (A)+(B)+(C)</b>	<b>93668</b>	<b>206534900</b>	<b>201494860</b>		<b>100.00</b>	<b>5040000</b>	<b>2.44</b>




*Handwritten signature*

(I) Statement showing holding of securities (including shares, warrants, convertible securities) of persons belonging to the category "Promoter and Promoter Group"

SCRIP CODE : 50020 THE BOMBAY DYING AND MANUFACTURING CO. LTD.

Sr. No.	Name of the shareholder	Details of Shares held		Shares pledged or otherwise encumbered	As a % of grand total (A) + (B) + (C) of warrants held	Number of convertible securities held	Details of Warrants		Total shares (including underlying full conversion of warrants and convertible securities) as a % of diluted share capital
		Number of shares held	Shares as a percentage of total number of shares (i.e. Grand total of (A)+(B)+(C) indicated in statement at para (I)(a) above				As a % total number of warrants of the same class	As a % total number of convertible securities of the same class	
1	MAUREEN NUSLI WADIA-Jily. With NUSLI N WADIA	180130	0.09						0.09
2	JEHANGIR NUSLI WADIA	159000	0.08						0.08
3	JEHANGIR NUSLI WADIA	128525	0.06						0.06
4	NESS NUSLI WADIA	1151918	0.56	640000	55.65		0.31		0.56
5	NESS NUSLI WADIA	67500	0.03						0.03
6	MAUREEN NUSLI WADIA	19750	0.01						0.01
7	MAUREEN NUSLI WADIA	379380	0.18						0.18
8	N N WADIA ADMIN OF ESTATE OF LT. E F DINSRAW	500	0.00						0.00
		2085463	1.01						1.01
1	THE BOMBAY BURMAH TRADING CORPN. LTD.	25763320	12.48						12.48
2	THE BOMBAY BURMAH TRADING CORPN. LTD.	3000900	1.45						1.45
3	THE BOMBAY BURMAH TRADING CORPN. LTD.	861035	0.42						0.42
4	NOVROSJEE WADIA AND SONS LIMITED	3455000	1.67	450000	13.02		0.22		1.67
5	NOVROSJEE WADIA AND SONS LIMITED	2131070	1.03	600000	28.15		0.25		1.03
6	IN EXPORTS LIMITED	2771550	13.45						13.45
7	NATIONAL PERFORME LIMITED	1489700	0.72						0.72
8	WADIA INVESTMENTS LIMITED	419750	0.20						0.20
9	MACROFIL INVESTMENT LIMITED	409700	0.20						0.20
10	NAPEROL INVESTMENTS LIMITED	406200	0.20						0.20
11	DPI PRODUCTS AND SERVICES LIMITED	264900	0.13						0.13
12	WADIA TECHNO ENGINEERING SERVICES LIMITED	195460	0.09						0.09
13	LOTUS VINITOVS LIMITED	144680	0.07						0.07
14	IN EXPORTS LIMITED	139315	0.07						0.07
15	HAVENKORES REAL ESTATES PVT LTD.	122840	0.06						0.06
16	AFCO INDUSTRIAL AND CHEMICALS LIMITED	59660	0.03						0.03
17	SUNFLOWER INVESTMENTS AND TEXTILES PRIVATE LTD	21709037	10.51	3350000	15.43		1.62		10.51
18	NESSVILLE TRADING PVT. LTD.	24550	0.01						0.01
19	GO AIRLINES INDIA PVT. LTD.	1000	0.00						0.00
20	GO INV. & TRADING PVT. LTD.	500	0.00						0.00
21	NIDHIVAN INV & TRADING CO.PVT.LTD	500	0.00						0.00
22	HEERA HOLDINGS & LEASING PVT. LTD.	500	0.00						0.00
23	SAHARA INVESTMENTS PVT. LTD.	500	0.00						0.00
		88386997	42.79						42.79
1	NUSLI NEVILLE WADIA (TRUST A/C) 16126887	1665500	0.81						0.81
2	NUSLI NEVILLE WADIA (TRUST A/C) 00419689	189550	0.09						0.09
3	NUSLI NEVILLE WADIA (TRUST A/C) 00419683	137000	0.07						0.07
		1983030	0.96						0.96
1	DVANA CLAIRE WADIA	1854040	0.90						0.90
2	NUSLI WADIA	1310020	0.63						0.63
3	ESTATE OF SMT BACHOOBAI WORONZOW	814030	0.39						0.39
4	NUSLI NEVILLE WADIA	567100	0.27						0.27
5	DINA NEVILLE WADIA	456220	0.22						0.22
6	ELIZABETH ANNE GUHL	81188	0.04						0.04
7	NUSLI NEVILLE WADIA-Jily. With MAUREEN N. WADIA	49650	0.02						0.02
		5134248	2.49						2.49
1	BEN NEVIS INVESTMENTS LTD	10263750	4.96						4.96
2	NEWPOINT ENTERPRISES LIMITED	250000	0.12						0.12
		10533790	5.10						5.10
		106122616	52.35	5040000	4.66		2.44		52.35
	TOTAL								






**THE BOMBAY DYEING AND MANUFACTURING CO.LTD.**  
**Quarter ended 30.06.2015**

**(II) (a) Statement showing details of Depository Receipts (DRs)**

Sr.No.	Type of outstanding DR (ADRs, GDRs, SDRs. Etc.)	Number of outstanding DRs	Number of shares underlying outstanding DRs	Shares underlying outstanding DRs as a percentage of total number of shares {i.e. Grand Total of (A)+(B)+(C) indicated in Statement at para (I)(a) above}
1	GDRs	555885	2779425	1.35
	<b>TOTAL</b>	<b>555885</b>	<b>2779425</b>	<b>1.35</b>

**(II) (b) Statement showing holding of Depository Receipts (DRs), where underlying shares held by "Promoter/Promoter Group" are in excess of 1% of the total number of shares**

Sr.No.	Name of the DR holder.	Type of outstanding DR (ADRs, GDRs, SDRs. etc.)	Number of shares underlying outstanding DRs	Shares underlying outstanding DRs as a percentage of total number of shares {i.e. Grand Total of (A)+(B)+(C) indicated in Statement at para (I)(a) above}
1	Naira Holdings Ltd.		2730000	1.32
	<b>TOTAL</b>		<b>2730000</b>	<b>1.32</b>



## THE BOMBAY DYEING AND MANUFACTURING CO.LTD.

- III (a) Statement showing the voting pattern of shareholders, if more than one class of shares/securities is issued by the issuer. 30.06.2015  
 (Give description of voting rights for each class of security Class X, Class Y, Class Z)

Category code	Caegory of shareholder	Number of Voting Rights held in each class of securities			Total Voting Rights (III+IV+V)	Total Voting Rights (VI)	
		Class X (III)	Class Y (IV)	Class Z (V)		As a % of (A+B) (VII)	As a % of (A+B+C) (VIII)
(I)	(II)	(III)	(IV)	(V)	(VI)	(VII)	(VIII)
<b>(A)</b>	<b>Promoter and Promoter Group</b>						
<b>(1)</b>	<b>Indian</b>						
(a)	Individuals/Hindu Undivided Family						
(b)	Central/State Government(s)						
(c)	Bodies Corporate						
(d)	Financial Institutions/Banks						
(e)	Any Other (specify)						
	<b>Sub-Total (A) (1)</b>	<b>N.A</b>	<b>N.A</b>	<b>N.A</b>	<b>N.A</b>	<b>N.A</b>	<b>N.A</b>
<b>(2)</b>	<b>Foreign</b>						
(a)	Individuals (Non Resident/Foreign)						
(b)	<b>Bodies Corporate</b>						
(c)	Instititins						
(d)	Any Other (specify)						
	<b>Sub-Total (A)(2)</b>	<b>N.A</b>	<b>N.A</b>	<b>N.A</b>	<b>N.A</b>	<b>N.A</b>	<b>N.A</b>
	Total Shareholding of Ptomoter and Ptomoter Group (A)=(A)(1) + (A)(2)	<b>N.A</b>	<b>N.A</b>	<b>N.A</b>	<b>N.A</b>	<b>N.A</b>	<b>N.A</b>
<b>(B)</b>	<b>Public Shareholding</b>						
<b>(1)</b>	<b>Instititins</b>						
(a)	Mutual Funds/UTI						
(b)	Financial Institutions/Banks						
(c)	Central/State Government(s)						
(d)	Venture Capital Funds						
(e)	Insurance Companies						
(f)	Foreign Institutional Investors						
(g)	Foreign Venture Capital Investors						
(h)	Any Other (specify)						
	<b>Sub-Total (B) (1)</b>	<b>N.A</b>	<b>N.A</b>	<b>N.A</b>	<b>N.A</b>	<b>N.A</b>	<b>N.A</b>
<b>(2)</b>	<b>Non Institiouns</b>						
(a)	Bodies Corporate						
(b)	<b>Individuals</b>						
	i. Individual shareholders holding nominal share capital upto Rs. 1 lakh						
	ii. Individual shareholders holding nominal share capital in excess of Rs. 1 lakh.						
(c)	Any Other (specify)						
	<b>Sub-Total (B) (2)</b>	<b>N.A</b>	<b>N.A</b>	<b>N.A</b>	<b>N.A</b>	<b>N.A</b>	<b>N.A</b>
	<b>TOTAL (A) + (B)</b>	<b>N.A</b>	<b>N.A</b>	<b>N.A</b>	<b>N.A</b>	<b>N.A</b>	<b>N.A</b>
<b>(C)</b>	Shares held by Custodians and against which Depository Receipts have been issued						
	<b>GRAND TOTAL (A)+(B)+(C)</b>	<b>N.A</b>	<b>N.A</b>	<b>N.A</b>	<b>N.A</b>	<b>N.A</b>	<b>N.A</b>

